

Liberty brokerage weekly report

25 October, 2024

Giorgi Karchava | Head of brokerage | Giorgi.Karchava@lb.ge | +995 598 72 66 54

Giorgi Sakandelidze | Investment Broker & Analyst | Giorgi.sakandelidze@lb.ge | +995 577 40 50 75

Aleksandre Meparidze | Head of Financial analysis and Macroeconomic

Aleksandre Akhaladze | Macroeconomics Analyst

Elene Vashakmadze | Macroeconomics Junior Analyst

Table of Content

[Quote of the week](#)

[Executive Summary](#)

[Market Overview](#)

[Indices](#)

[Top Performing Sectors](#)

[Commodities](#)

[Currencies](#)

[Macroeconomics](#)

[Forthcoming Calendar](#)

[Upcoming Opportunities](#)

[Story of the Week](#)

[Definitions](#)

[Disclaimer](#)

Quote of the week



If you want to live a
happy life, tie it to a
goal, not to people or
things.

***Albert
Einstein***

Executive Summary

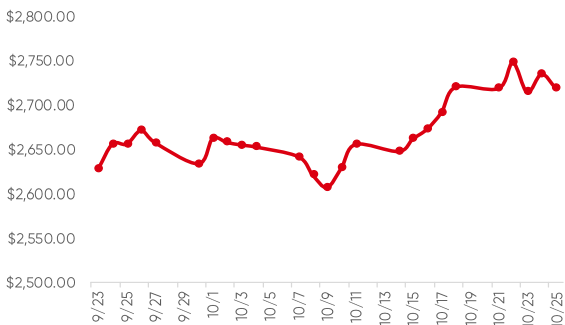
- The S&P 500, now trading at \$5,809 with a 0.54% decline over the past five days, recently ended a three-day losing streak thanks to positive revenue reports, especially from Tesla.
- The energy sector is currently trading at \$90, experiencing a 0.6% decline over the past week, as investors navigate the complexities between traditional and renewable energy sources. Notably, Texas' ERCOT initiative aims to stabilize the state grid
- Oil is currently trading at \$70.29, reflecting a 1.59% increase over the past five days, primarily driven by ongoing tensions in the Middle East that have heightened traders' concerns and demand for crude oil.

UTILITIES



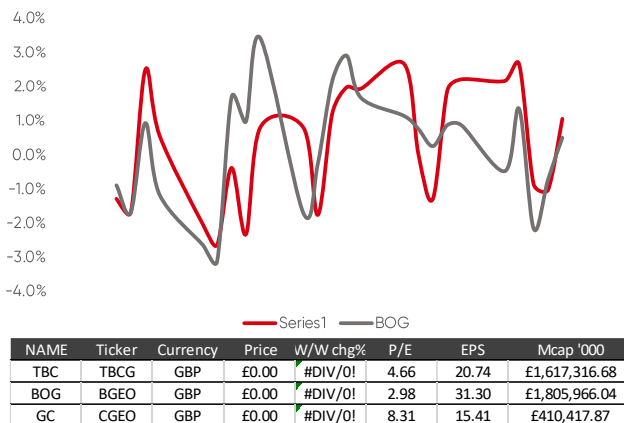
The utilities sector is currently trading at \$81.59, reflecting a 0.44% decline over the past week. This slight drop indicates investor caution amid mixed earnings reports and changing energy policies, with nuclear and renewable energy advancements playing a key role in shaping the sector's outlook.

GOLD



Gold is currently priced at \$2,731, showing a 0.66% increase over the past five days. While recent fluctuations have seen prices dip from record highs

TBC/BGEO




DAX



The DAX index is currently trading at \$34.15, with a 0.24% increase over the past week. This modest gain reflects cautious optimism in the German market, driven by economic indicators and corporate earnings reports, though uncertainties around interest rates and global dynamics remain a concern.

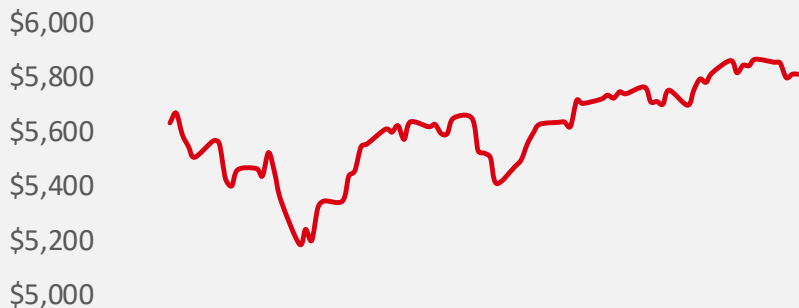
ECB RATE EXPECTATIONS



The European Central Bank (ECB) is facing diverging views on future monetary policy as inflation nears its 2% target. Some officials favor more aggressive rate cuts to support the economy, while others remain cautious, arguing the fight against inflation isn't over.

Indices

S&P 500



The S&P 500 is currently trading at \$5,809, reflecting a 0.54% decline over the past five days. However, the index recently ended a three-day losing streak, primarily fueled by positive revenue reports from major companies, including Tesla. This surge in interest, particularly around Tesla's impressive performance, has contributed to a renewed focus on the U.S. stock market, drawing in investors eager to capitalize on potential growth opportunities.

Analysts note that while the recent downturn has raised concerns about market stability, the favorable earnings reports have sparked optimism among investors. Tesla's strong results, coupled with a broader market rebound, indicate that there may be room for recovery, even amid ongoing economic uncertainties.

NAME	LAST
Communication Service	-0.67%
Consumer Discretionary	0.34%
Consumer Staples	-0.61%
Energy	-0.60%
Financial	-0.99%
Health Care	-2.43%
Industrial	-2.52%
Materials	-3.14%
Real Estate	-0.72%
Technology	-0.78%
Utilities	-0.44%

DAX



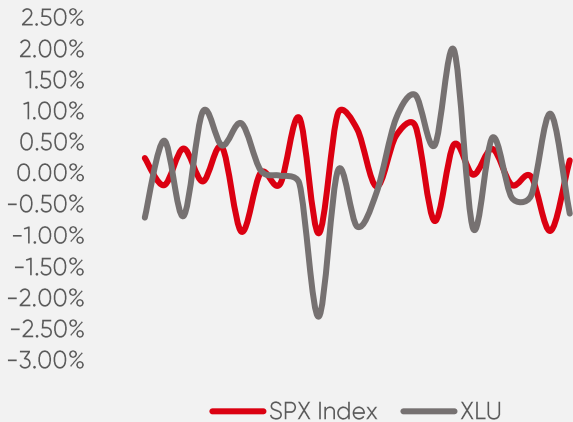
Ticker	Price	W/W %	P/E
DTG	\$ 38.86	5.84%	8.26
SAP	\$ 221.25	4.09%	90.19
P911	\$ 70.08	3.78%	15.27
SY1	\$ 113.35	-5.57%	39.90
MUV2	\$470.10	-5.91%	10.73
MRK	\$ 155.20	-5.93%	25.70

The DAX index is currently trading at \$34.15, reflecting a modest 0.24% increase over the past week. This slight upward movement indicates cautious optimism among investors in the German equity market, influenced by various economic indicators and corporate earnings reports. Analysts suggest that the DAX's performance is closely tied to broader market trends, including developments in the Eurozone economy and global financial dynamics.

Investor sentiment has been buoyed by recent positive economic data, but uncertainties surrounding interest rates and geopolitical tensions continue to loom over the market. As traders digest earnings results and anticipate future economic announcements, the DAX's trajectory will be crucial for understanding investor confidence and market stability in Germany. With the index navigating through a complex landscape, it remains a key barometer for the overall health of the European financial markets.

Top Performing Sectors

UTILITIES

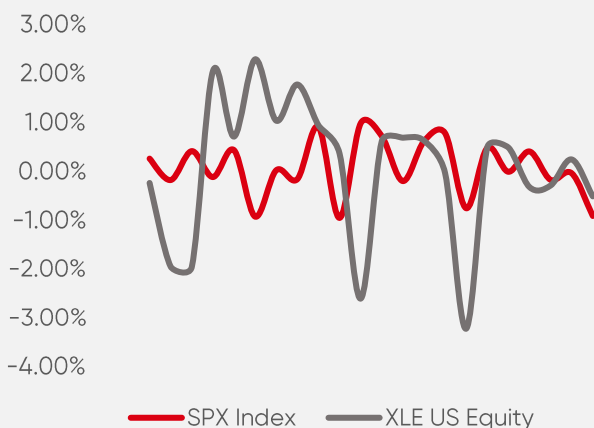


Ticker	Price	W/W %	EPS T12M	P/E	Vol. mln
NRG	\$ 89.28	3.81%	\$ 9.36	22.25	\$2.87
XEL	\$ 65.11	2.94%	\$ 3.35	18.61	\$4.94
PNW	\$ 89.61	2.89%	\$ 5.45	16.56	\$1.26
ES	\$ 66.82	2.80%	\$ (0.27)	17.99	\$1.50
ETR	\$ 137.47	2.11%	\$ 8.39	11.62	\$1.94
PCG	\$ 20.68	1.97%	\$ 1.17	15.46	\$9.23
D	\$ 60.77	1.72%	\$ 1.93	--	\$2.59
PPL	\$ 32.87	1.54%	\$ 1.14	19.13	\$2.21
EVRG	\$ 61.64	1.41%	\$ 3.21	18.95	\$1.00
FE	\$ 44.09	1.38%	\$ 1.52	16.94	\$2.48

The utilities sector, trading at \$81.59 with a 0.44% decrease over the past week, shows some investor caution amid mixed earnings reports and evolving energy policies. This minor dip reflects broader hesitancy in the face of changing energy dynamics, with investors weighing nuclear energy advancements and an expanding focus on renewable sources. However, utilities continue to attract attention for their typically stable cash flows, acting as a defensive component in many portfolios.

With the sector's role evolving, analysts point to potential regulatory changes and upcoming earnings as key indicators that could influence investor sentiment. For those prioritizing value and stability, the utilities sector remains a strategic hedge against market volatility, balancing returns with resilience amidst economic shifts.

ENERGY



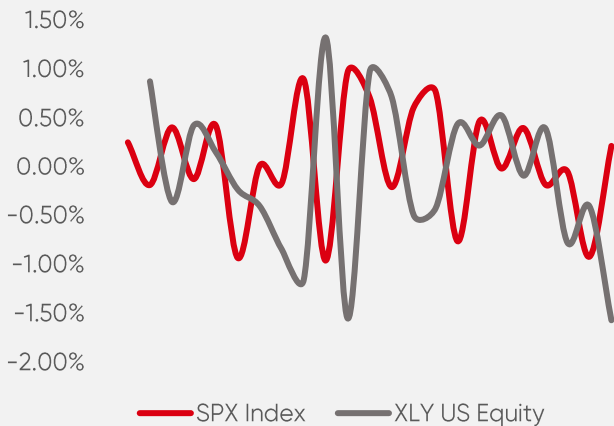
Ticker	Price	W/W %	EPS T12M	P/E	Vol. mln
TRGP	\$ 168.57	4.11%	\$ 4.80	32.15	\$1.86
WMB	\$ 52.62	2.10%	\$ 2.32	27.84	\$5.27
OKE	\$ 97.42	1.02%	\$ 4.59	20.45	\$1.82
KMI	\$ 24.99	0.68%	\$ 1.14	23.33	\$15.81
EQT	\$ 36.96	-0.27%	\$ 1.67	27.03	\$4.56
BKR	\$ 36.78	-0.27%	\$ 2.25	21.40	\$7.20
CTRA	\$ 23.99	-0.33%	\$ 1.75	13.27	\$3.83
CVX	\$150.45	-0.50%	\$ 10.13	13.65	\$5.47
XOM	\$ 119.59	-0.63%	\$ 8.36	13.37	\$9.90
HES	\$138.50	-0.69%	\$ 8.63	16.00	\$0.99

The energy sector, trading at \$90 with a 0.6% decline over the past week, is navigating complex dynamics as investor focus shifts between traditional and renewable energy sources. Despite short-term fluctuations, interest remains strong in the sector's potential, especially with developments in Tesla's energy ventures and modular nuclear reactor technology.

Texas' ERCOT initiative to stabilize the state grid highlights the ongoing investments in infrastructure that are crucial for energy resilience. Investors are watching closely, with potential policy adjustments and technological innovations likely to shape the sector's mid- to long-term growth, underscoring energy's critical role in a transitioning economy.

Top Performing Sectors

CONSUMER DISCRETIONARY

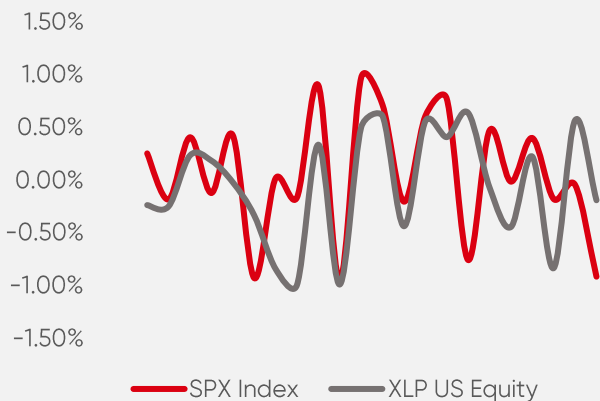


Ticker	Price	W/W %	EPS T12M	P/E	Vol. mln
TSLA	#####	17.92%	\$ 4.00	123.67	\$202.34
GM	\$ 52.72	6.76%	\$ 9.44	5.33	\$11.77
LULU	\$298.99	5.39%	\$ 12.97	21.61	\$1.16
LVS	\$ 52.47	3.29%	\$ 2.02	22.45	\$8.06
POOL	\$ 377.33	2.14%	\$ 11.72	31.77	\$0.64
SBUX	\$ 97.15	1.97%	\$ 3.57	26.88	\$9.82
EXPE	\$160.45	1.54%	\$ 5.87	18.53	\$0.76
F	\$ 11.24	1.54%	\$ 0.96	6.87	\$44.67
CMG	\$ 59.44	0.99%	\$ 1.02	56.67	\$7.04
RCL	\$203.05	0.91%	\$ 9.72	20.00	\$1.18

The consumer discretionary sector, currently trading at \$200.18 and marking a modest 0.34% increase over the last week, is navigating a dynamic environment shaped by shifts in consumer confidence and economic policy. Recent back-to-school sales reveal stable consumer engagement, signaling steady demand despite inflationary pressures. Additionally, policies around Social Security adjustments and student debt relief could provide consumers with more disposable income, potentially fueling additional spending across key areas like retail and e-commerce.

Analysts are paying particular attention to undervalued stocks within this sector, highlighting opportunities for long-term growth as companies adapt to changing consumer habits. The sector's performance remains pivotal in gauging broader economic resilience and signals a cautiously optimistic outlook for continued gains if consumer spending maintains its current momentum.

CONSUMER STAPLES

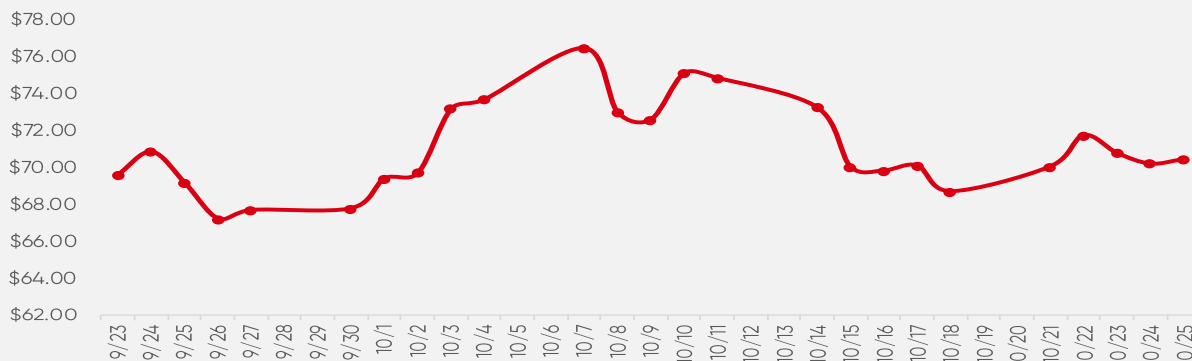


Ticker	Price	W/W %	EPS T12M	P/E	Vol. mln
PM	\$132.80	10.54%	\$ 6.31	20.31	\$5.38
LW	\$ 77.38	8.99%	\$ 4.28	18.05	\$2.28
KVUE	\$ 22.97	7.09%	\$ 0.90	20.31	\$11.66
WMT	\$ 83.04	2.66%	\$ 1.93	34.90	\$11.64
COST	\$893.42	0.92%	\$ 16.60	53.97	\$1.65
MO	\$ 49.94	0.40%	\$ 5.80	13.54	\$4.28
STZ	\$240.71	0.28%	\$ 3.13	16.66	\$0.65
KR	\$ 56.69	0.27%	\$ 3.84	12.38	\$3.58
TAP	\$ 56.10	0.09%	\$ 5.48	9.46	\$1.33
K	\$ 81.03	0.01%	\$ 2.66	20.40	\$1.40

The consumer staples sector, currently trading at \$81.74 with a 0.61% decrease over the past week, reflects a mixed landscape influenced by economic shifts and sector-specific pressures. Investor focus remains on the traditionally defensive role of consumer staples amid broader market volatility, as some analysts highlight undervalued opportunities for stable growth within this essential goods segment. Anticipation of possible rate cuts is also adding a layer of complexity, as it could fuel demand for staples alongside a shift toward portfolio safety. Despite recent dips, the sector continues to attract interest for its resilience, especially during periods of economic uncertainty.

Commodities

Crude oil

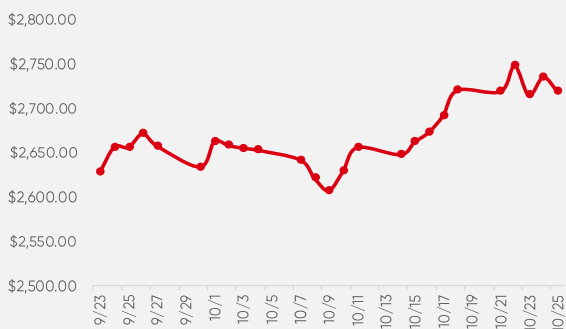


Oil is currently trading at \$70.29, reflecting a 1.59% increase over the past five days. This upward trend signals a positive shift as oil prices are on track for their third consecutive weekly gain, largely driven by ongoing tensions in the Middle East. The geopolitical uncertainties in the region have significantly heightened traders' concerns, contributing to a surge in market sentiment and increased demand for crude oil.

The recent rise in oil prices underscores the market's vulnerability to geopolitical developments, particularly as tensions involving Israel and Iran remain high. These factors have resulted in traders maintaining a cautious stance, anticipating potential supply disruptions that could further affect pricing. Additionally, key economic indicators and PMIs are in focus as investors assess their potential impact on oil demand.

As the market navigates these complexities, analysts are closely monitoring developments that could influence oil's trajectory in the coming weeks. The interplay of geopolitical tensions and economic data will be crucial in determining whether the current bullish momentum can be sustained or if new challenges may arise, prompting a reassessment of oil market dynamics. With ongoing volatility in the background, traders are poised to react to any significant news that could alter the outlook for crude prices.

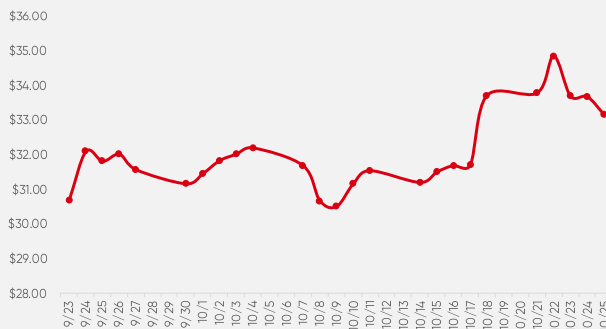
Gold



Gold is currently priced at \$2,731, reflecting a 0.66% increase over the past five days. While recent fluctuations have seen gold prices fall from record highs, the precious metal remains a focal point for investors amid ongoing economic and geopolitical uncertainties. The demand for gold as a safe haven has been amplified by election jitters and heightened risks in the Middle East, driving prices upward despite recent volatility.

Market participants are closely watching the interplay of economic indicators and global events, which continue to influence investor sentiment.

Silver

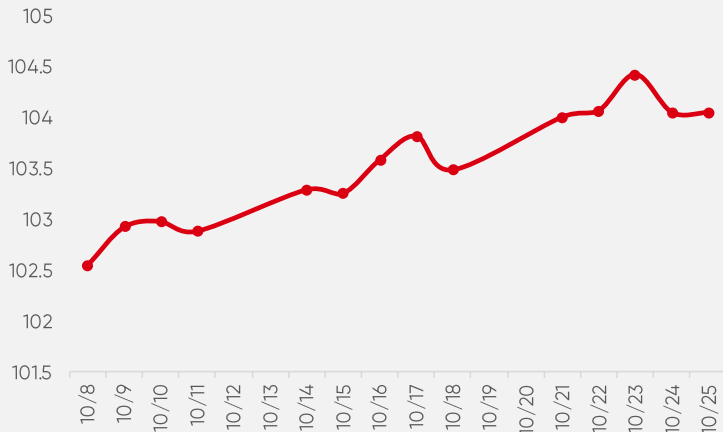


Silver is currently trading at \$33.41, marking a 1.14% increase over the past five days. The recent uptick in silver prices is largely influenced by the metal's status as a safe haven amid economic uncertainties and geopolitical tensions. Investors are increasingly drawn to silver as a hedge against volatility, particularly in light of election-related anxieties and ongoing risks in the Middle East.

Market sentiment surrounding silver remains robust, with many analysts predicting continued upward momentum as demand for precious metals rises.

Currencies

US Dollar Index



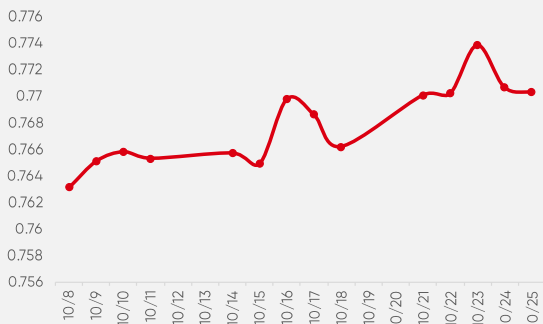
The U.S. dollar index (DXY) is currently grappling with significant headwinds as it navigates through a period of heightened uncertainty in the financial markets. This instability is largely driven by the approaching elections and recent cuts in interest rates, both of which have contributed to a precarious economic outlook. After facing a rejection at the 200-day moving average, analysts predict the DXY will stabilize around the 102 mark, but the path forward remains fraught with challenges.

As investors brace for potential shifts in monetary policy and economic conditions, there is a noticeable trend of capital flowing into "safer" assets, particularly gold and silver.

This shift reflects a growing sentiment among market participants who are increasingly cautious about the dollar's strength amid volatility. Precious metals, traditionally viewed as hedges against inflation and geopolitical risks, are gaining favor as investors seek to safeguard their portfolios in an uncertain environment.

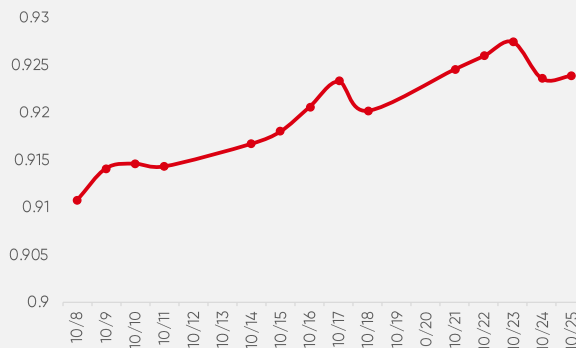
The current landscape suggests that as concerns about economic stability and inflation persist, the dollar's struggles will likely continue, making it increasingly vulnerable to fluctuations in investor sentiment. With various factors at play—ranging from domestic policies to global economic trends—the trajectory of the dollar will be closely scrutinized in the lead-up to the elections. This scrutiny will be essential in understanding how the DXY might respond to the evolving political landscape and the broader economic implications that may follow.

GBP



The British pound (GBP) is currently navigating a complex landscape as it responds to recent fiscal changes in the UK and broader market dynamics. Recent analyses indicate that the GBP/USD pair has faced resistance at the 100-day simple moving average, highlighting the currency's struggle to gain momentum in the face of economic uncertainties. While some forecasts suggest potential declines towards 1.2860, others point to a possible upward trajectory depending on upcoming economic indicators and market sentiment.

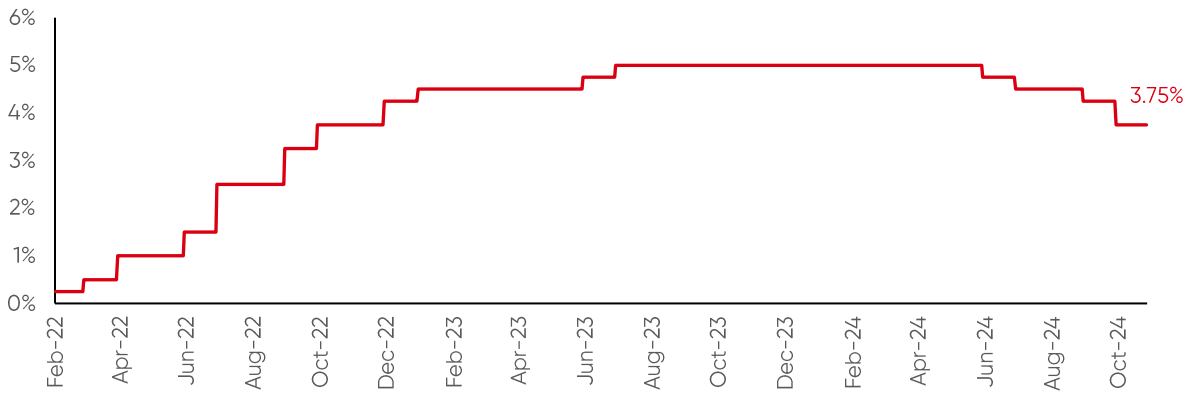
EUR



The euro (EUR) is currently trading above the 1.0840 mark against the U.S. dollar, reflecting a delicate balance between bullish momentum and potential resistance levels. Analysts suggest that if the EUR/USD pair can maintain its position above 1.0840, there is potential for upward movement, although the upside may be limited due to prevailing market uncertainties. Recent consolidations above the 1.0800 threshold indicate a cautious optimism among traders, yet they remain vigilant of factors that could impede further gains.

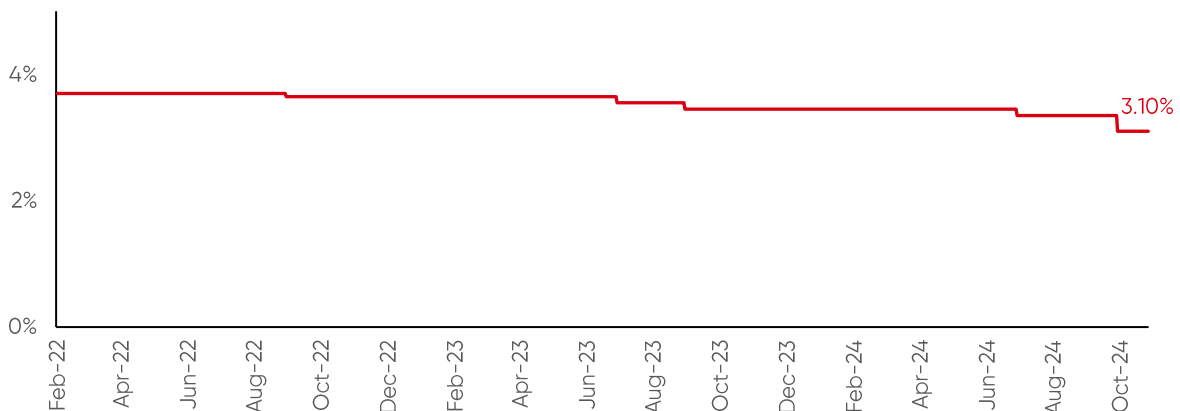
Macroeconomics

Canada Policy Interest Rate



The Bank of Canada reduced its target for the overnight rate by 50 basis points to 3.75% to support economic growth and maintain inflation close to its 2% target. This decision follows a significant decline in inflation, which dropped from 2.7% in June to 1.6% in September, as well as excess supply in the economy. The central bank expects economic growth to gradually strengthen over the coming years, forecasting GDP growth of 1.2% in 2024, 2.1% in 2025, and 2.3% in 2026, supported by lower interest rates and increased consumer spending. Inflation is expected to remain stable around the 2% target, with pressures from housing costs diminishing over time. The Bank signaled the possibility of further rate cuts, depending on incoming data and its assessment of inflation trends. Future rate decisions will be made cautiously, taking into account developments in the economy.

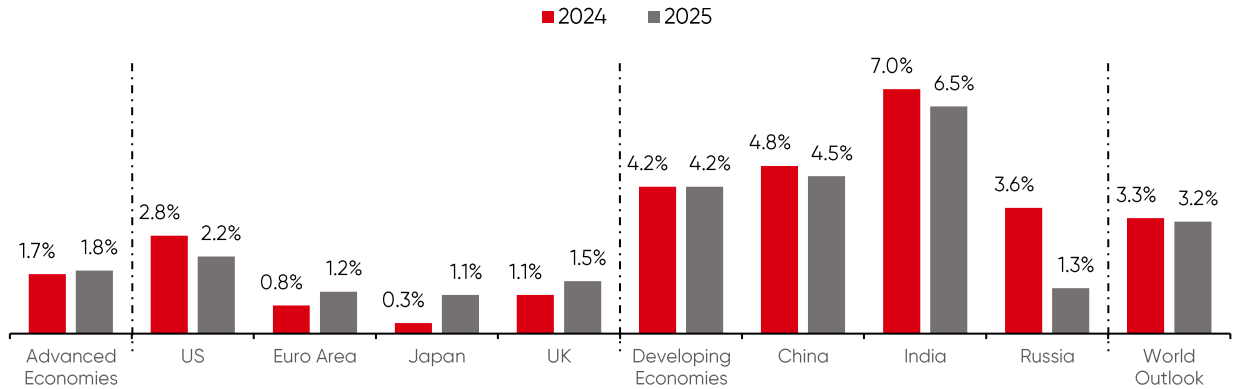
People's Bank of China 1 Year Loan Prime Rate



China reduced its main benchmark lending rates by 25 basis points, with the one-year loan prime rate (LPR) lowered to 3.1% and the five-year LPR to 3.6%, supporting both corporate and mortgage lending. Central Bank Governor Pan Gongsheng also hinted at further cuts to the reserve requirement ratio (RRR) and additional adjustments to short- and medium-term lending rates, depending on liquidity needs. While the recent rate cuts signal ongoing monetary stimulus, experts Shane Oliver and Zhiwei Zhang argue that fiscal stimulus is crucial to address low demand in the economy, as high real interest rates remain a concern. China's latest economic data, including 4.6% GDP growth and stronger retail sales, offer a hopeful sign, though the prolonged property crisis continues to weigh on the recovery.

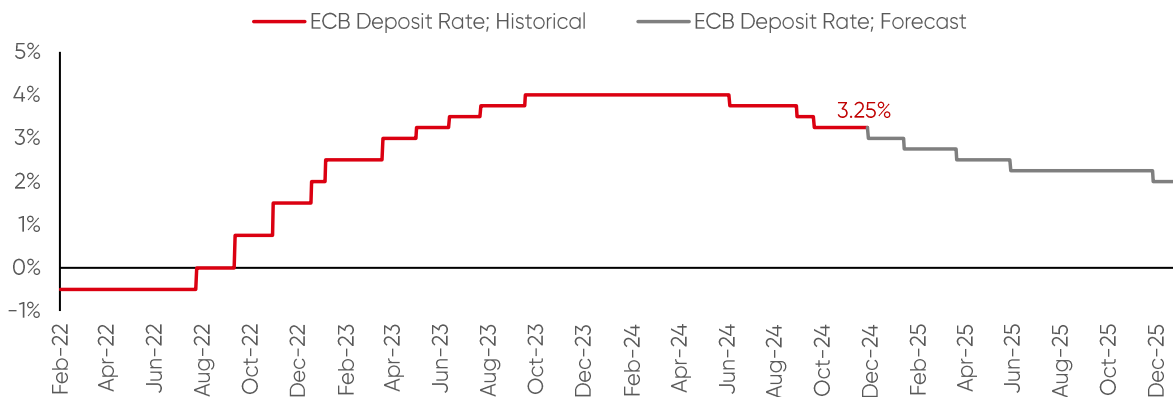
Macroeconomics

IMF Economic Growth Outlook



Despite a significant and coordinated tightening of global monetary policy, the world economy has shown remarkable resilience during the disinflationary process, managing to avoid a global recession. Growth is forecasted to remain stable at 3.2% in both 2024 and 2025, although Emerging markets and developing regions, particularly the Middle East, Central Asia, and sub-Saharan Africa, face downward revisions due to conflicts, commodity disruptions, and extreme weather, while growth in emerging Asia is boosted by strong demand for semiconductors and AI investments. Long-term global growth remains modest at 3.1%, constrained by aging populations, a deepening contraction in China's property sector, protectionist policies, and weak productivity. According to IMF's publication, regulated inflation towards the central bank targets paves the way for a triple pivot, which implies careful adjustment of fiscal and monetary policies, rebuilding public debt buffers, and implementing structural reforms.

ECB Rate Expectation



The European Central Bank (ECB) is facing diverging views on future monetary policy as inflation nears its 2% target. Some officials favor more aggressive rate cuts to support the economy, while others remain cautious, arguing the fight against inflation isn't over. Currently, the ECB has cut rates to 3.25%, with expectations of further reductions in the coming months. The main concern is balancing the need to reduce inflation without over-restricting the economy, especially amid low growth projections in Europe. The ECB forecasts inflation reaching the 2% target sooner than expected, but there are risks from potential supply shocks and economic uncertainties, which will guide future rate decisions.

Forthcoming Calendar

Monday

Name	Currency	Forecast	Current
Unemployment Rate (3Q)	SGD		2.00%
Wholesale Sales (MoM)	CAD		-0.60%
2-Year Note Auction	USD		3.52%
5-Year Note Auction	USD		3.52%

Tuesday

Name	Currency	Forecast	Current
CB Consumer Confidence		98.8	98.7
CPI (QoQ)	AUD		1.00%
BoC Gov Mackhelm Speaks	CAD		

Wednesday

Name	Currency	Forecast	Current
French GDP (YoY)	EUR		1.00%
Eurozone GDP (YoY)	EUR		0.60%
Spanish CPI (YoY)	EUR		1.50%
German Unemployment Rate	EUR		6.00%
US GDP (QoQ)	USD	3%	3%

Thursday

Name	Currency	Forecast	Current
Eurozone CPI (YoY)	EUR	1.70%	1.70%
Eurozone Unemployment Rate	EUR		6.40%
Australia PPI (YoY)	AUD		4.80%
Chicago PMI	USD		46.6

Friday

Name	Currency	Forecast	Current
Spanish Manufacturing PMI	EUR		53.0
Manufacturing PMI	GBP	50.3	51.5
US Unemployment Rate	USD	4.10%	4.10%
US Nonfarm Payrolls	USD	140K	254K

Upcoming Revenue Reports

Ticker	EPS Forecast	Forecast(B)	Market cap (B)
WM	1.88	5.51	83.84
WELL	0.3783	1.95	81.67
CDNS	1.44	1.18	68.81
F	0.4693	45.32	44.68
PPERY	0.1976	2.39	41.98

Ticker	EPS Forecast	Forecast	Market cap
GOOG	1.84	86.35B	2.01T
GOOGL	1.84	86.35B	2.01Y
V	2.58	9.49B	538.79B
AMD	0.9242	6.71B	248.34B
NVS	1.94	12.77B	229.68B

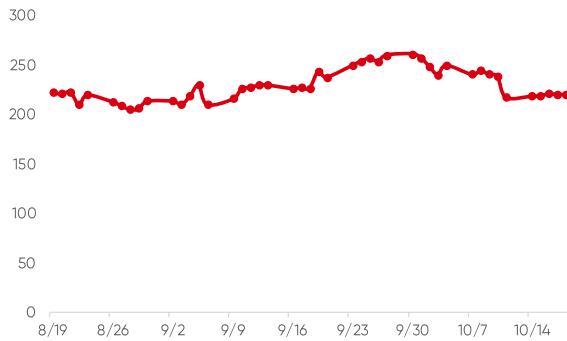
Ticker	EPS Forecast	Forecast	Market cap
MSFT	3.1	64.51B	3.16T
META	5.21	40.18B	1.44T
LLY	1.43	12.11B	802.57B
ABBV	2.93	14.28B	334.99B
CAT	5.37	16.37B	187.68B

Ticker	EPS Forecast	Forecast	Market cap
AMZN	1.14	157.23B	1.97T
AAPL	1.59	94.33B	3.51T
MA	3.74	7.26B	471.73B
IDCBY	0.7412	27.43B	306.02B
MRK	1.54	16.43B	268.39B

Ticker	EPS Forecast	Forecast	Market cap
XOM	1.9	95.31B	531.32B
CVX	2.6	49.42B	275.16B
ENB	0.5536	6.82B	89.68B
MSBHF	0.1621	36.46B	72.37B
KDDIY	0.3072	9.84B	64.48B

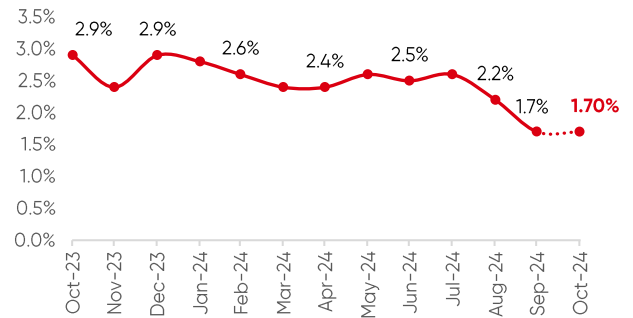
Upcoming Opportunities

META



Meta Platforms is set to release its revenue report next week, building anticipation among investors as the company has seen positive results in its last four earnings reports. Expectations for this upcoming report are notably high, with forecasts predicting an earnings per share (EPS) of \$5.21 and revenue of \$40.18 billion. However, it's worth noting that these expected figures are closely aligned with the actual numbers from the previous earnings report, suggesting that while optimism is prevalent, the margin for surprise may be narrower.

ECB Inflation



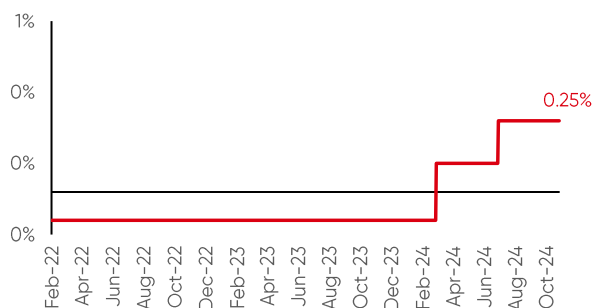
ECB Governing Council member Olli Rehn noted that slowing economic growth in the euro area could increase downward pressure on inflation, potentially bringing it below the 2% target, though wage and services inflation are still above this level. The ECB estimates that the neutral interest rate for the euro area, which would neither stimulate nor slow the economy, is around 2.2%-2.8%, close to its 2% inflation goal.

APPLE



Apple is scheduled to announce its earnings next week, with a heightened focus on the company's performance following the recent release of its new iPhone models in September. Analysts are projecting an earnings per share (EPS) of \$1.59 and revenue of \$94.33 billion for this quarter. Given the significant consumer interest surrounding the latest iPhone, expectations are high that these results will reflect strong sales and sustained demand for Apple's products.

Japan Interest Rate



Bank of Japan Governor Kazuo Ueda indicated that the central bank is in no rush to raise interest rates, signaling that no rate hike is expected in the upcoming policy meeting on October 31. Ueda emphasized the need to carefully assess Japan's inflation outlook, considering weak yen and developments in the US economy. While there is growing market anticipation of a potential rate hike in December or January, Ueda's remarks suggest that the BOJ will maintain its cautious approach for now.

Story of the Week



TESLA

Tesla continues to navigate a pivotal phase in its evolution, maintaining its identity as a leading car manufacturer while simultaneously emerging as a significant player in the energy sector. Recent analyses have underscored that while Tesla remains primarily a car company, its ambitions in energy could fundamentally reshape its future. Insights suggest that the energy division, driven by innovations in battery technology and sustainable energy solutions, holds immense potential for growth and profitability. This expansion could not only enhance Tesla's market share but also position it as a leader in the clean energy transition.

Following a remarkable earnings report, Wall Street's focus has intensified on Tesla's strategic positioning within the broader energy landscape. Analysts are weighing the implications of Tesla's ventures into energy products, such as solar panels and energy storage solutions, with many believing that its energy business could rival its automotive sales in the long term. This transition represents a crucial turning point for the company, as it seeks to diversify its revenue streams amid evolving market demands and increasing competition in both the automotive and energy sectors.

Moreover, the ongoing geopolitical landscape has sparked heightened interest in sustainable energy solutions, aligning perfectly with Tesla's objectives. As traditional energy sources face scrutiny, Tesla's commitment to renewable energy not only appeals to environmentally conscious consumers but also aligns with global trends favoring sustainability. This positioning enhances Tesla's reputation and could lead to increased demand for its energy products.

In addition to its core automotive business, Tesla's energy initiatives are gaining traction among investors who recognize the company's potential to redefine energy consumption patterns. The recent discussions around Tesla's performance have drawn comparisons to tech giants like IBM, emphasizing the importance of innovation and strategic foresight in today's market. As both companies report earnings, the implications for investors and the automotive industry are significant, particularly as Tesla seeks to balance its identity as a traditional automaker with its ambitions in renewable energy.

Furthermore, analysts point out that Tesla's ability to navigate the complexities of both sectors will be crucial in the coming years. As electric vehicle (EV) adoption accelerates, Tesla's integration of energy solutions into its overall strategy will likely enhance its competitive edge. The potential for creating a seamless ecosystem—where electric vehicles and energy storage solutions work in tandem—positions Tesla uniquely in a marketplace that increasingly values integrated solutions.

Definitions

- **Equities:** Shares of ownership in a company that give investors a claim on profits, often through dividends or stock price gains.
- **Bonds:** Loans to governments or companies, paying fixed interest over time, with repayment at maturity.
- **Commodities:** Basic raw materials like oil, gold, or crops, traded on markets to hedge or profit from price changes.
- **Currency Markets (Forex):** Global trading of currencies where investors profit from exchange rate changes between pairs like EUR/USD.
- **Interest Rates:** The cost of borrowing money, set by central banks, influencing economic activity and inflation.
- **Unemployment Claims:** The number of people filing for jobless benefits. Higher claims can signal economic weakness, impacting stock and bond markets.
- **Job Creation:** A measure of new jobs added to the economy, used as an indicator of economic growth and consumer spending strength.
- **GDP (Gross Domestic Product):** The total value of goods and services produced by a country. It's a key measure of economic health and growth.
- **Consumer price index (CPI):** measures the average change in prices over time for a basket of goods and services typically purchased by households, serving as a key indicator of inflation.
- **Monetary Policy:** Actions by central banks, like adjusting interest rates, to influence economic activity and control inflation.
- **FOMC (Federal Open Market Committee):** The branch of the Federal Reserve that sets U.S. monetary policy, affecting interest rates and economic growth.
- **Dovish Stance:** A policy outlook that favors low interest rates to stimulate economic growth, often boosting stock and bond markets.
- **Hawkish Stance:** A policy outlook that favors higher interest rates to curb inflation, which can slow economic growth and hurt stocks.
- **Inflation:** The rate at which prices for goods and services rise, reducing purchasing power. It influences central bank policies and market performance.
- **Consumer Spending:** The total amount of money spent by households. It's a major driver of economic growth and corporate earnings.
- **Treasuries:** U.S. government bonds considered low-risk investments, sensitive to changes in interest rates set by the Federal Reserve.

Disclaimer
